


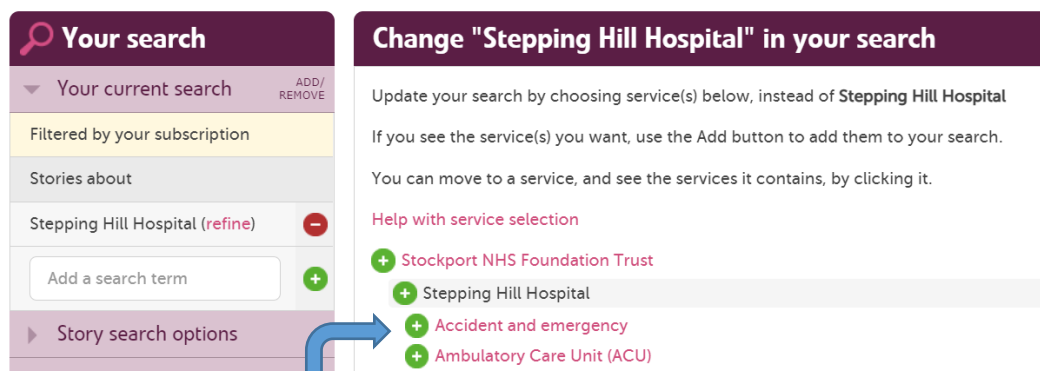
How to find Kiosk Mode

You do not need to be logged into the site the kiosk mode can be located on each 'service page'

1. Search for your **organisation** in the main search box on the homepage.



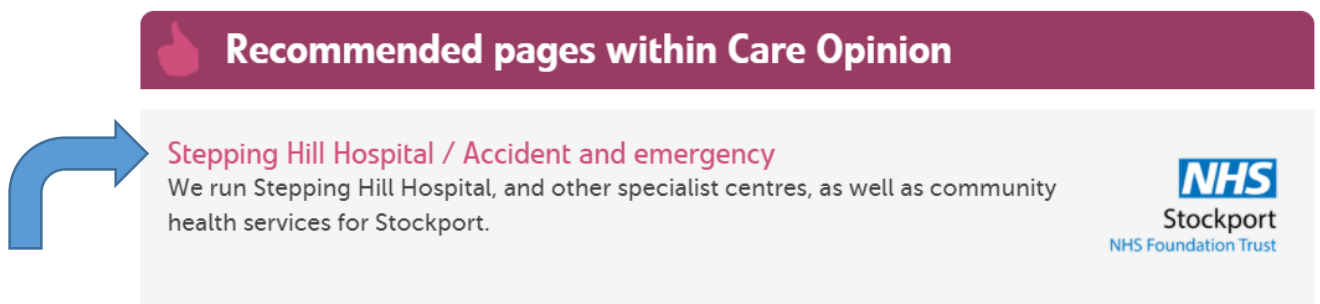
2. In the 'Your current search' box click the pink (**refine**) button and drill down to the service you require.
3. Click the Green circle plus sign next to the service you require.



4. Then click the Update Search Pink button at the bottom of the page, it looks like this:



5. Click on the title name of the service, this take you onto the 'Service page'



6. Scroll down the service page and you will find the Kiosk Mode located under the ratings section on the right hand side of the page, Its only small but it's there!

"Great Prompt service and treat with empathy and..."	STORY HAS A RESPONSE	Response 10 months ago
About: Stepping Hill Hospital / Accident and emergency		
"Very good treatment"	STORY HAS A RESPONSE	Response 10 months ago
About: North West Ambulance Service NHS Trust / Emergency ambulance and Stepping Hill Hospital / Accident and emergency		
"My recent admission to A & E"	STORY HAS A RESPONSE	Response 10 months ago

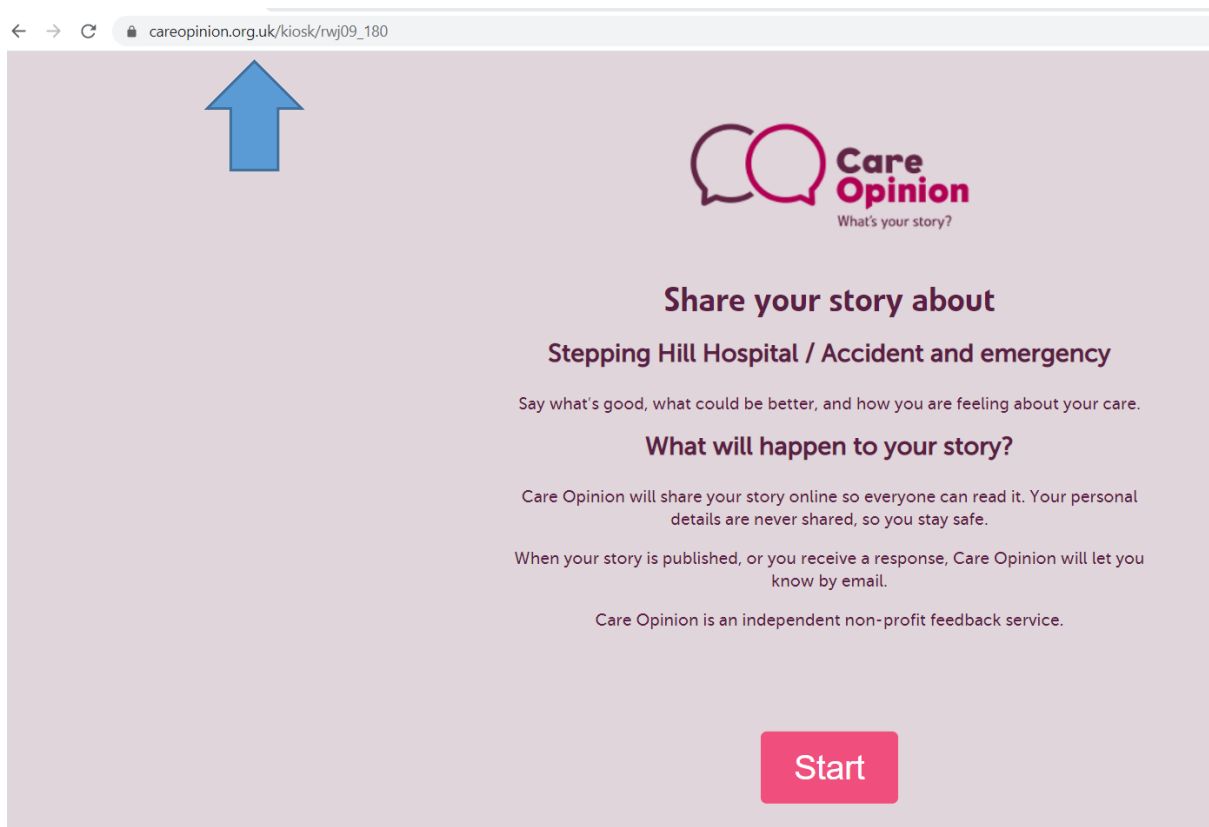
Would you recommend this service?

environment	★★★★★	5 ratings
information	★★★★★	5 ratings
involved	★★★★★	5 ratings
listening	★★★★★	5 ratings
respect	★★★★★	5 ratings
timeliness	★★★★☆	5 ratings

Slideshow
 Kiosk mode ←
 Create a campaign link

Click on this link and it will take you to the kiosk mode for that particular service.

- If you want to use this kiosk link to email or text out to people, simply copy the URL and this the link you can share.



careopinion.org.uk/kiosk/nwj09_180

Care Opinion
What's your story?

Share your story about
Stepping Hill Hospital / Accident and emergency

Say what's good, what could be better, and how you are feeling about your care.

What will happen to your story?

Care Opinion will share your story online so everyone can read it. Your personal details are never shared, so you stay safe.

When your story is published, or you receive a response, Care Opinion will let you know by email.

Care Opinion is an independent non-profit feedback service.

Start

How to lock Kiosk Mode to an I Pad

Step 1: Enable Guided Access on your iOS settings

1. Open 'Settings'
2. Go to 'General' > 'Accessibility'
3. Tap on 'Guided Access' (Scroll down the page a little, its under the 'Learning' section)
4. Flip the switch to 'ON'
5. Tap on 'Set Passcode' (this will prevent users from leaving 'Guided Access' mode)
6. Enter a passcode

Step 2: Launch your App/link

1. Enter your link to the Kiosk mode you would like to use on the device and away you go!

